



DELHI PUBLIC SCHOOL, SRINAGAR

Athwajan, Srinagar – 190004

WINTER HOLIDAY ASSIGNMENT


HINDI

Class UKG going to I



Wishing you safe and peaceful 2021 .

DPS, Srinagar

	DELHI PUBLIC SCHOOL, SRINAGAR		
	Language: English Winter Assignment		
	Name:	Class: UKG <i>going to 9st</i>	Sec:

Revising the Alphabet

Q1. Write capital (*A-Z*) in the below given boxes:

--	--	--	--

--	--	--	--

--	--	--	--

--	--	--	--


--	--	--	--


--	--	--	--


Note: Do practice of small (*a-z*) and capital (*A-Z*) cursive in rough notebook.

Picture Dictionary


Q2. Write the names of below given pictures.






























Blending Sounds

Q3. Write the words that begin with the following blending sounds:

br

bl

cr

cl

gl

gr

sh

ch

Sentences

Q4. Rewrite the sentences by using capital letters and full-stop wherever required.

i. she is my aunt

ii. i brush my teeth twice a day

iii. keep your toys in the box

iv. that is a ship

v. we should help others

Note: Practice use of capital letter and full-stop in sentences, in rough notebook.

Q5. Make sentences with the following words.

i. chair: _____

ii. brush: _____

iii. fruit: _____

iv. school: _____

v. grass: _____

vi. share: _____

vii. black: _____

viii. glue: _____

Note: Practice sentence formation in rough notebook.

Rhyming Words

Q6. Write down the three letter words of the particular word families:

-at	-en	-in	-ot	-un

Q7. Write the rhyming words for:

can _____

bet _____

bit _____

cop _____

bug _____

Singular/Plural (one/many)

Q8. Add 's' to complete the words.



hat





boy






star





ball





tree







chair



Action Words

Q9. Match the pictures to the action words.



run

fly

swim

sit

eat

smile

Opposites

Q10. Draw a line to match each word given in column A with its opposite word in column B.

Column A

short

far

in

before

up

right

walk

day

yes

come

open

Column B

out

after

long

near

night

no

go

close

down

left

run

To enhance the reading skill, kindly make your ward drill the below given sight words/blending sound words:

Sight Words

an am as at be by do go he in it is if me
my no of or on so to up us we I

and are big but can for has his her not now
out she see sit the was you

cake make take pick tick play look book good
neat beat read fine like walk swim hard soft
this that they have from with help want come
some many more give food fill will name game
here what when week tree bird frog farm
home love care tidy

Blending Sounds

<u>bl</u>	<u>br</u>	<u>sh</u>	<u>ch</u>
blue	brow	shoe	chop
blow	brown	ship	chin
black	brush	shop	chain
bloom	break	shed	chair
blind	brain	shut	chalk

blank

bread

show

chief

blood

broom

short

cheat

bless

bring

sheep

child

blink

brand

shark

check

blunt

bridge

shirt

cheek

block

brace

shout

chart

blade

brave

sharp

chick

gr

gl

cr

cl

gray

glue

crab

clap

grip

glee

crow

clip

grow

glow

crop

clay

grass

glad

cross

class

green

glass

creep

close

grand

globe

crown

cloud

great

glove

craft

clock

grain

gland

crawl

climb

group

glide

crack

clown

Q2. Write the number names of following numbers.

24 _____

11 _____

15 _____

7 _____

4 _____

19 _____

28 _____

13 _____

30 _____

25 _____

Q3. Put the correct sign '<' '>' or '=' in between the numbers.

50 ○ 34

16 ○ 36

43 ○ 12

30 ○ 30

37 ○ 27

42 ○ 42





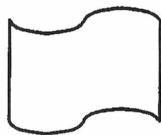
12 ○ 18

45 ○ 25

29 ○ 43

38 ○ 38

Q4. Write the number that comes 'after':



Q5. Write the number that comes 'before':

_____ 13

_____ 7

_____ 11

_____ 18

_____ 8

_____ 15

_____ 10

_____ 16

_____ 9

_____ 6

_____ 2

_____ 14

Q6. Add the given numbers horizontally.

$3 + 3 = \underline{\quad}$

$4 + 1 = \underline{\quad}$

$4 + 2 = \underline{\quad}$

$5 + 4 = \underline{\quad}$

$2 + 2 = \underline{\quad}$

$4 + 4 = \underline{\quad}$

$1 + 1 = \underline{\quad}$

$7 + 2 = \underline{\quad}$

$3 + 2 = \underline{\quad}$

$6 + 2 = \underline{\quad}$

Q7. Add the given numbers vertically.

6
+ 2

5
+ 3

4
+ 1

$$\begin{array}{r} 2 \\ + 2 \\ \hline \\ \hline \end{array}$$

$$\begin{array}{r} 4 \\ + 3 \\ \hline \\ \hline \end{array}$$

$$\begin{array}{r} 4 \\ + 4 \\ \hline \\ \hline \end{array}$$

Q8. Subtract the given numbers vertically.

$$\begin{array}{r} 6 \\ - 2 \\ \hline \\ \hline \end{array}$$

$$\begin{array}{r} 7 \\ - 3 \\ \hline \\ \hline \end{array}$$

$$\begin{array}{r} 5 \\ - 4 \\ \hline \\ \hline \end{array}$$

$$\begin{array}{r} 3 \\ - 2 \\ \hline \\ \hline \end{array}$$

$$\begin{array}{r} 3 \\ - 3 \\ \hline \\ \hline \end{array}$$

$$\begin{array}{r} 2 \\ - 1 \\ \hline \\ \hline \end{array}$$

Q9. Subtract the given numbers horizontally.

$5 - 4 = \underline{\quad}$

$9 - 3 = \underline{\quad}$

$7 - 2 = \underline{\quad}$

$6 - 3 = \underline{\quad}$

$5 - 1 = \underline{\quad}$

$7 - 3 = \underline{\quad}$

$2 - 2 = \underline{\quad}$

$8 - 4 = \underline{\quad}$

Q10. Arrange the following numbers in increasing order.

10

14

9

6

20

3

12

7

19

5

Q11. Arrange the following numbers in decreasing order.

18 4 1 16 12


--	--	--	--	--

3 11 7 17 5







--	--	--	--	--

Q12. Write backward counting from 20-1.

Note: Besides completing the worksheet, do practice of all the concepts in rough notebook.

	DELHI PUBLIC SCHOOL, SRINAGAR	
	Subject: Evs	Winter Assignment
	Name:	Class: UKG going to 4th

Q1. Write and draw five sense organs.

 <hr style="width: 80%; margin: 5px auto;"/>	 <hr style="width: 80%; margin: 5px auto;"/>
 <hr style="width: 80%; margin: 5px auto;"/>	 <hr style="width: 80%; margin: 5px auto;"/>
 <hr style="width: 80%; margin: 5px auto;"/>	 <hr style="width: 80%; margin: 5px auto;"/>


Q2. Write the names of any four:

vegetables

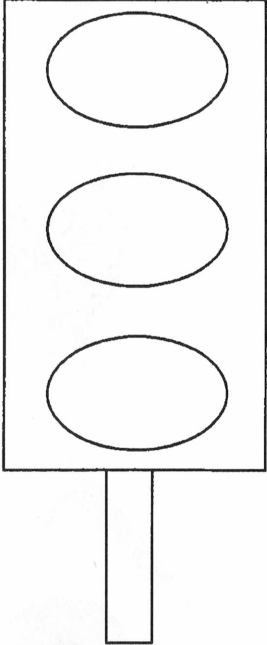
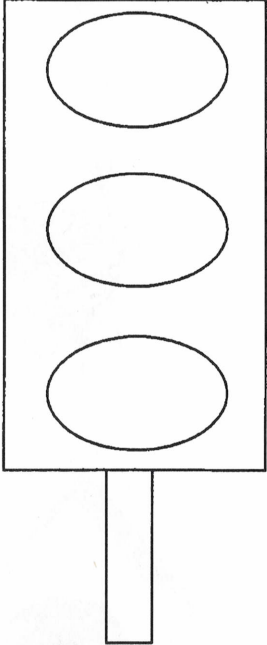
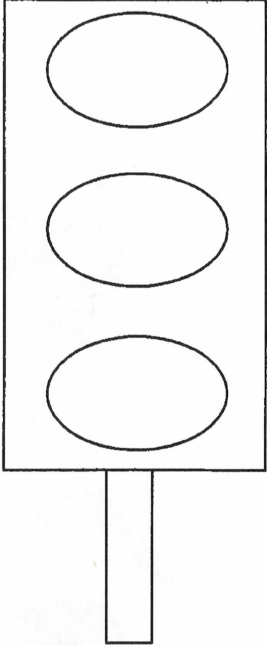
fruits

<hr style="width: 90%; margin-bottom: 10px;"/> <hr style="width: 90%; margin-bottom: 10px;"/> <hr style="width: 90%;"/>	<hr style="width: 90%; margin-bottom: 10px;"/> <hr style="width: 90%; margin-bottom: 10px;"/> <hr style="width: 90%;"/>
---	---

Q3. Label the parts of the body:



Q4. Colour the traffic light and complete the sentences.

1.		The red light says _____.
2.		The yellow light says _____.
3.		The green light says _____.

Q5. Write the names of any four:


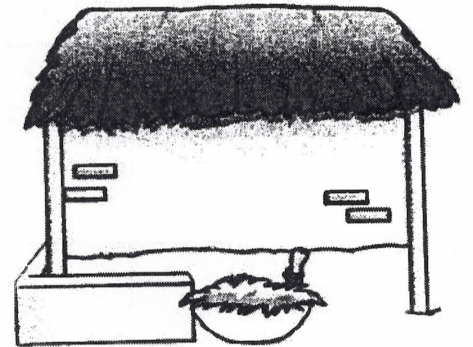






a) domestic animals

_____	_____
_____	_____



b) wild animals

_____	_____
_____	_____

Q6. Match the animals with their homes.




Q7. Write "S" for the clothes that we wear in summer and "W" for the clothes that we wear in winter in the given boxes:.




Q8. Draw the means of transport that you can relate with the given theme.


Land transport



Water transport



Air transport



Q9. Write the names of any four religious festivals.


Project Work

**Dear Parent,
Kindly guide your ward to make**

i.) a model based on any one of the below given topics:

- means of transport (only one) using waste products
- wild animals depicting forest scene
- farm animals depicting farm scene
- your school using waste products
- healthy/junk food

ii.) a mask of his/her favourite animal (e.g;cat, lion, etc)

	DELHI PUBLIC SCHOOL, SRINAGAR		
	Language: Hindi Winter Assignment		
	Name:	Class: UKG <i>going to 9th</i>	Sec:

प्रश्न १. नीचे दिए अनुच्छेद को पढ़कर खाली स्थान भरिए:

(Read the below given passages and fill in the blanks:)

यश झट-पट उठा। उस बस पर चढ़ा। जल ढक कर रखा।
अब हठ मत करा। छत पर मत चढ़ा। सब फल पक गए।

१. यश _____ उठा।
२. उस _____ पर चढ़ा।
३. _____ ढक कर रखा।
४. अब _____ मत करा।

रमन इधर चला। शहर तक चला। नल पर कलश भरा। अमन
कलम पकड़। वह शहद इधर रखा। सडक पर बहस मत करा।

१. अमन _____ पकड़।
२. सडक पर _____ मत करा।
३. _____ तक चला।
४. नल पर _____ भरा।
५. रमन _____ चला।

प्रश्न २. खाली स्थान भरिए:

क _____ ड

_____ छ _____

ट _____ ण

_____ द _____

प _____ म

_____ ल _____

श _____ ह

प्रश्न ३. समझिए और इन वर्णों से शब्द बनाइए:

ब स च क ल न र म

eg; बस _____

चल _____

क श र ल म न ग प ट ह च ध

eg; मन _____

प्रश्न ४. नीचे दिए वर्णों को जोड़ कर लिखिए:

क + ब = _____ थ + न = _____
फ + ल = _____ ट + ब = _____
ब + स = _____ न + ल = _____
घ + र = _____ व + न = _____

प्रश्न ५. सही वर्ण मिलाकर सार्थक शब्द बनाओ:

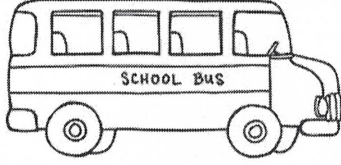

eg; ड _____ (र \ फ) प _____ (थ \ फ)
स _____ (ग \ च) व _____ (ब \ न)
न _____ (ल \ क) घ _____ (ह \ र)
च _____ (क \ ख) ल _____ (व \ ड)
ह _____ (न \ ल) त _____ (ट \ झ)

प्रश्न ६. दिए गये वर्णों से दो-दो शब्द लिखो:

eg; न नल नभ ल _____
ट _____ ज _____
म _____ स _____
ब _____ क _____
र _____ व _____


प्रश्न ७. चित्र देख कर वाक्य पूरा करो:

अब _____ पर चला



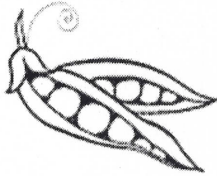

_____ पर मत चढा

_____ भर कर रखा



यह _____ मत चखा

रमर _____ पकडा



_____ गरम करा

Sight Words

टब सब छत नग घर फल मट दम बस
नस छल जग कप मठ थन दस गज रस
जल पग

Note: Drill above given sight words on daily basis.